










Trigun Technology PVT. LTD





Social Media Report November 2018 To January 2019






Beautifire Salon			
Account	Created By	Creation Date	Friends/ Page Like/Followers
Facebook Page	Trigun	02-Nov	477
Google+	Trigun	02-Nov	-
Instagram	Trigun	02-Nov	191

Key Highlights:

1. Created account on all asked social media platform like Facebook Page, Google+, Instagram.
2. Facebook Page Likes are 477.
3. In the month of November to January, we made you reach to approx 12676 people.
4. In the month of November to January, your boost posts were liked/Shared by 563.

Month : December				
Date	Image	Paid/Unpaid	Reach	Action(Likes/ Comments/Share)
01-Dec		Unpaid	107	6
01-Dec		Paid	2168	113
05-Dec		Unpaid	54	10
08-Dec		Unpaid	63	7
07-Dec		Paid (Page Propmotion)	1130	71
11-Dec		Unpaid	153	5
14-Dec		Paid (Page Propmotion)	1394	67

18-Dec		Unpaid	84	5
22-Dec		Unpaid	86	2
25-Dec		Unpaid	77	3
26-Dec		Paid (Page Propmotion)	1173	69

Month : January				
Date	Image	Paid/Unpaid	Reach	Action(Likes/Comments/Share)
01-Jan		Unpaid	93	1
04-Jan		Unpaid	99	2
08-Jan		Unpaid	113	4
12-Jan		Unpaid	27	2
15-Jan		Unpaid	32	2

We work really hard to provide the best experience for our customers and are always looking for ways to improve. If you have any feedback please reply to this email directly. We read every email we get and appreciate your help in improving our customer experience.

